



ಬೃಹತ್ ಬೆಂಗಳೂರು ಮಹಾನಗರ ಪಾಲಿಕೆ
Bruhat Bengaluru Mahanagara Palike



BBMP COVID-19 WAR ROOM BULLETIN – 03.08.2021



ABSTRACT OF COVID-19 CASES IN BENGALURU

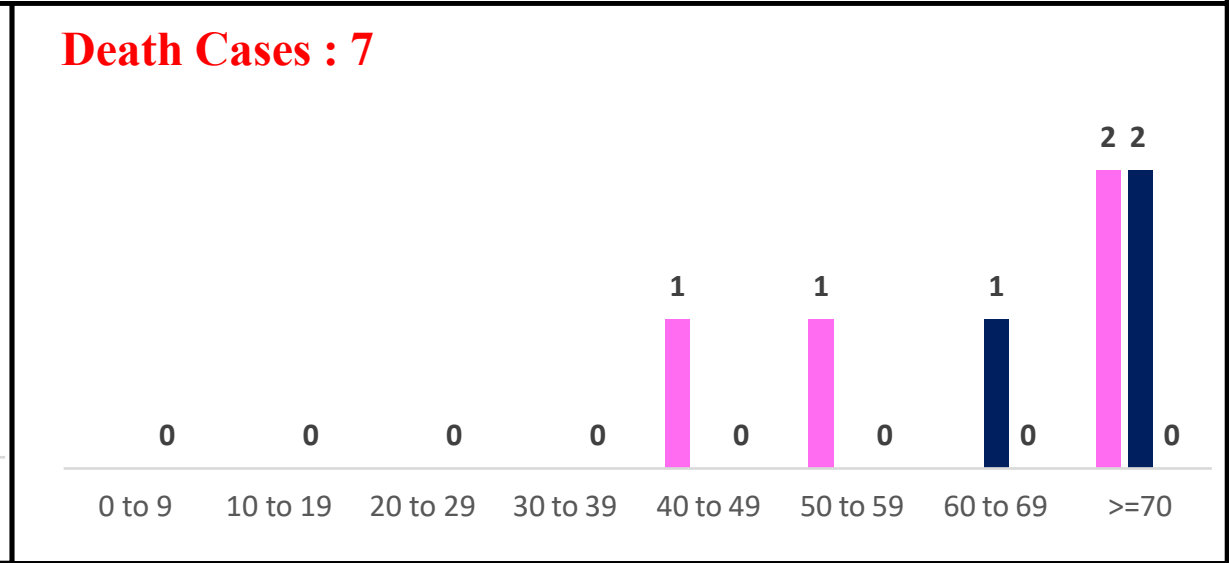
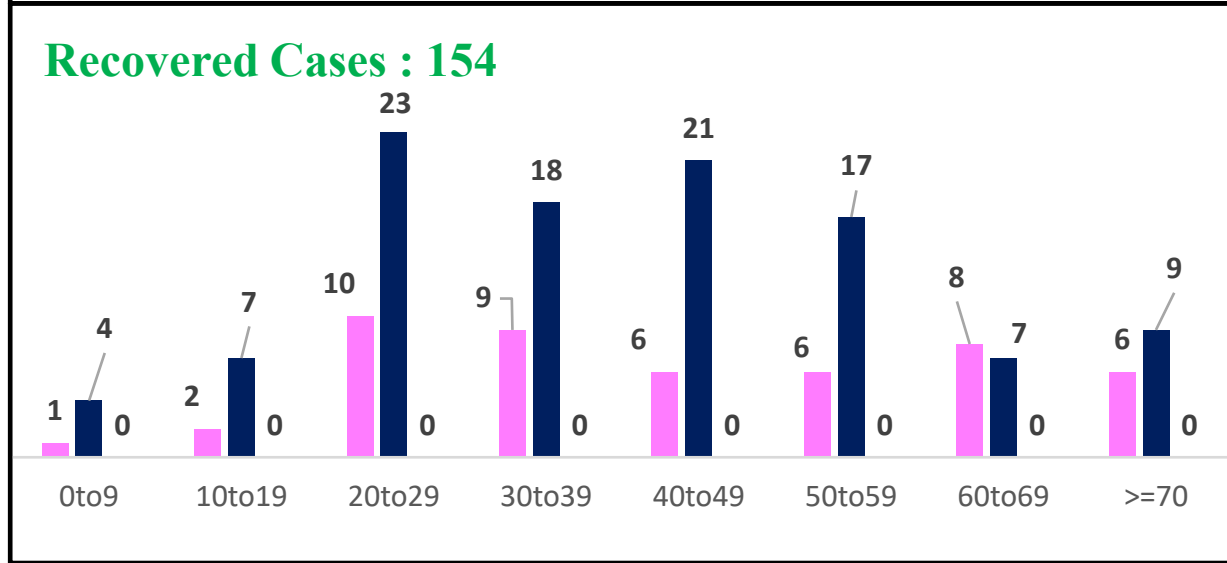
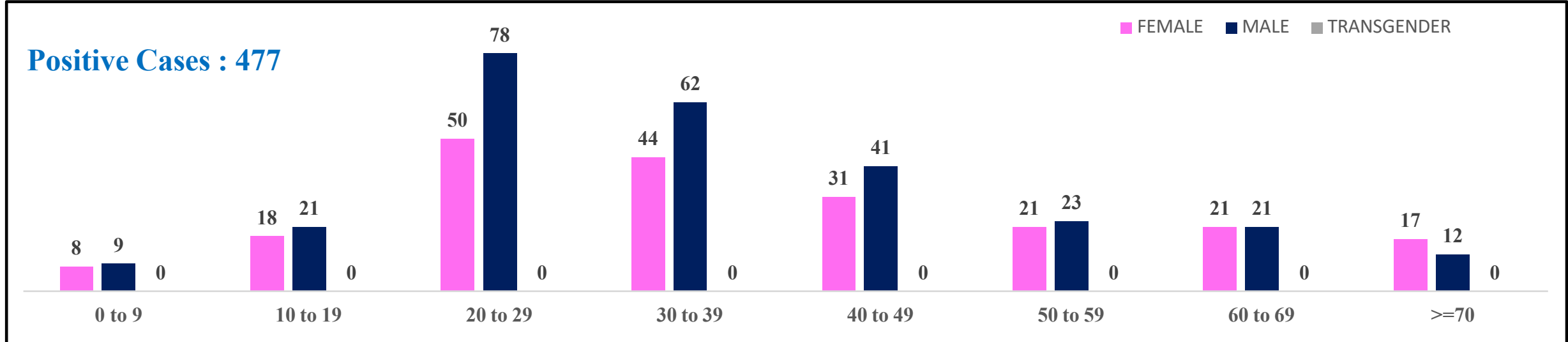


	MALE	FEMALE	TRANSGENDER	MALE	FEMALE	TRANSGENDER	TOTAL	
	Last 24 Hours	Last 24 Hours	Last 24 Hours	Cumulative	Cumulative	Cumulative	Last 24 Hours	Cumulative
Positive Cases	268	209	0	7,34,301	4,94,082	132	477	12,28,515
Recovered Cases	106	48	0	7,19,683	4,83,849	104	154	12,03,636
Death Cases	3	4	0	10,066	5,823	4	7*	15,893
Total Tests Done	In Last 24 hrs : 66,677					Cumulative : 1,68,27,927		
ACTIVE CASES						8,986		

* Covid deaths occurred today : 06 | Covid deaths occurred beyond last 24 hrs, reported today : 01



LAST 24 HOURS AGE GROUP AND GENDER WISE DISTRIBUTION





SNAPSHOT OF BENGALURU COVID-19 CASES IN LAST 8 WEEKS



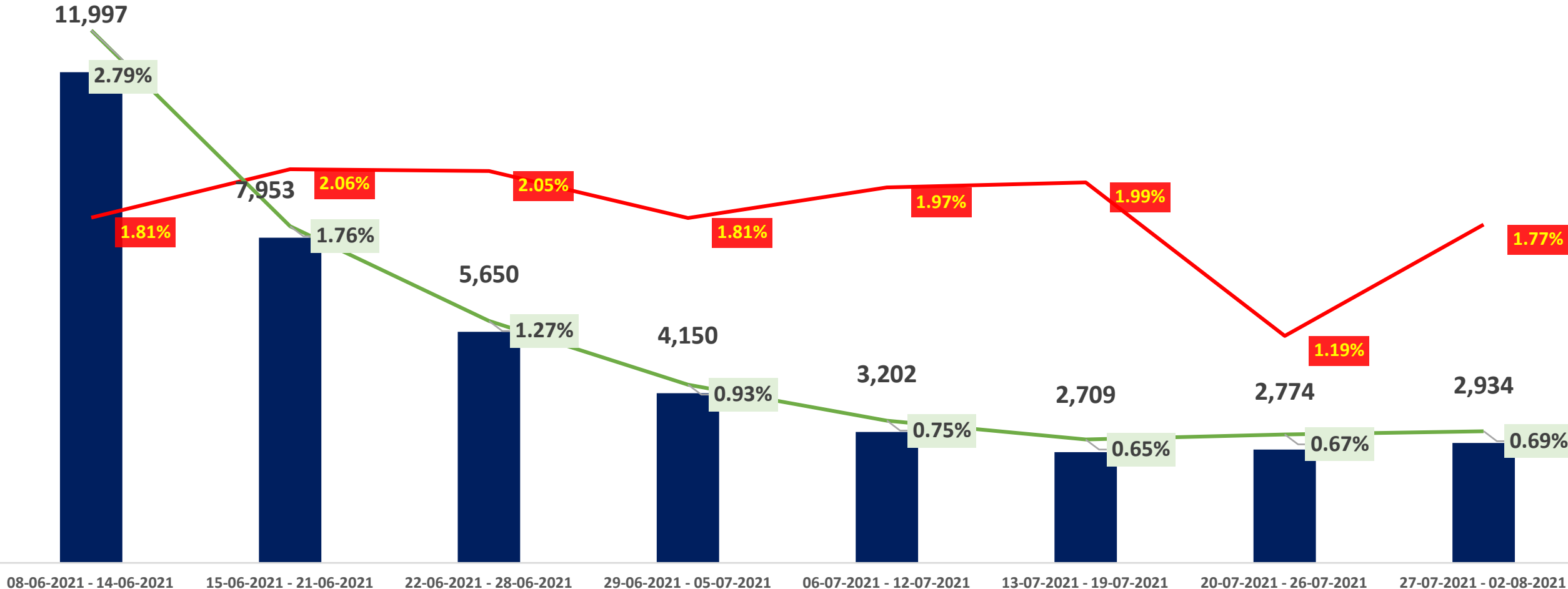
	08/06/21 TO 14/06/21	15/06/21 TO 21/06/21	22/06/21 TO 28/06/21	29/06/21 TO 05/07/21	06/07/21 TO 12/07/21	13/07/21 TO 19/07/21	20/07/21 TO 26/07/21	27/07/21 TO 02/08/21
Total Positive Cases	11,997	7,953	5,650	4,150	3,202	2,709	2,774	2,934
Total Recovered Cases	30550	21,640	22,433	42,288	4,700	5,280	4,740	1,943
Total Death Cases	217	164	116	75	63	54	33	52
Case Fatality Rate	1.81%	2.06%	2.05%	1.81%	1.97%	1.99%	1.19%	1.77%
Total Tests Conducted	4,29,953	4,50,888	4,45,800	4,44,243	4,29,479	4,18,956	4,11,925	4,25,052
Positivity Rate	2.79%	1.76%	1.27%	0.93%	0.75%	0.65%	0.67%	0.69%



POSITIVITY AND MORTALITY RATE OF BENGALURU – LAST 8 WEEKS

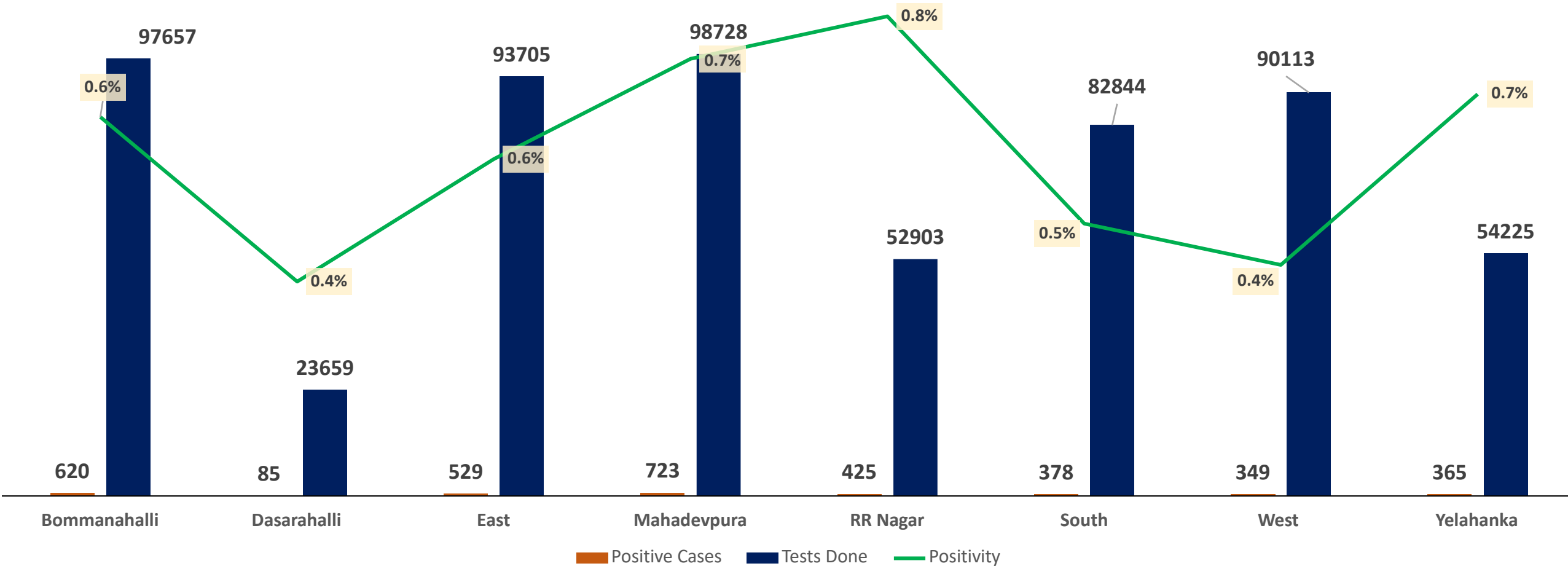


■ Total Positive Cases — Case Fatality Rate — Positivity Rate



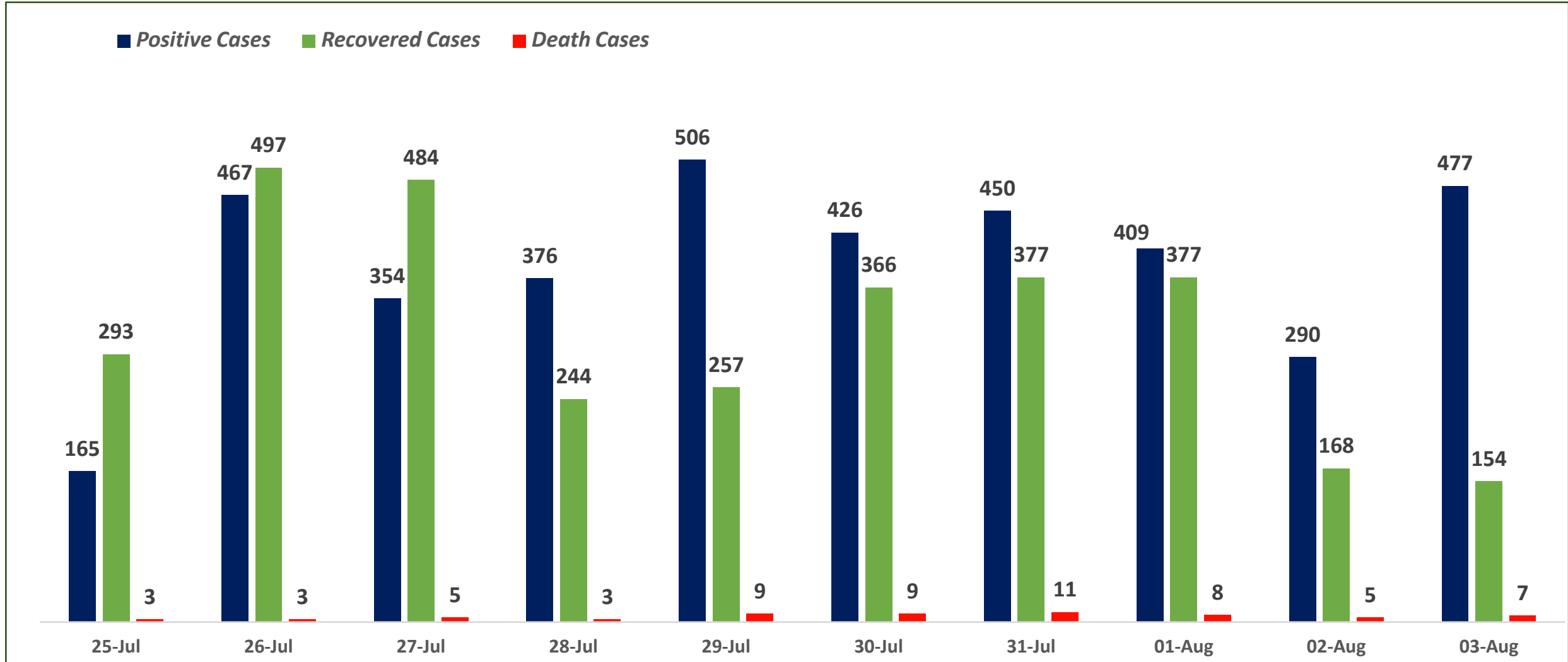


ZONE WISE POSITIVITY TREND IN LAST 10 DAYS





SNAPSHOT OF POSITIVE, RECOVERED AND DEATH CASES OVER LAST 10 DAYS ACROSS BBMP ZONES

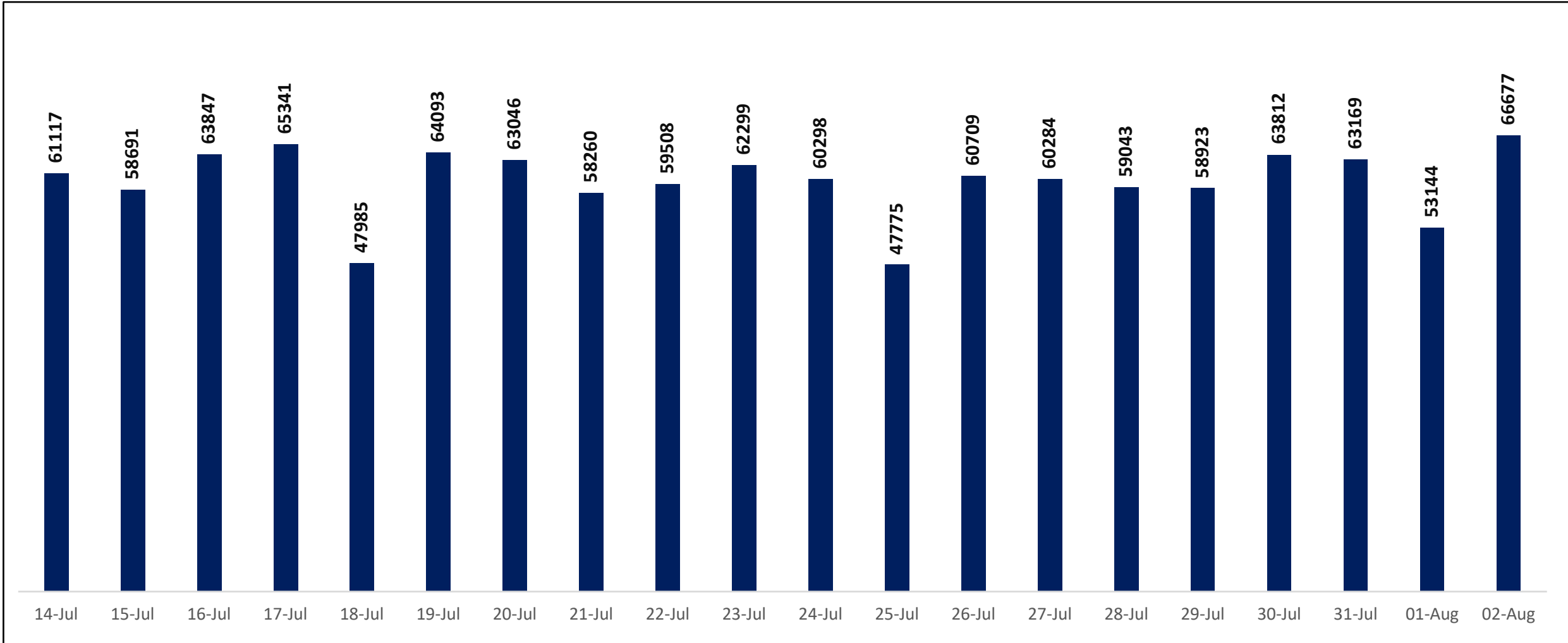




TESTING TRENDS IN BENGALURU

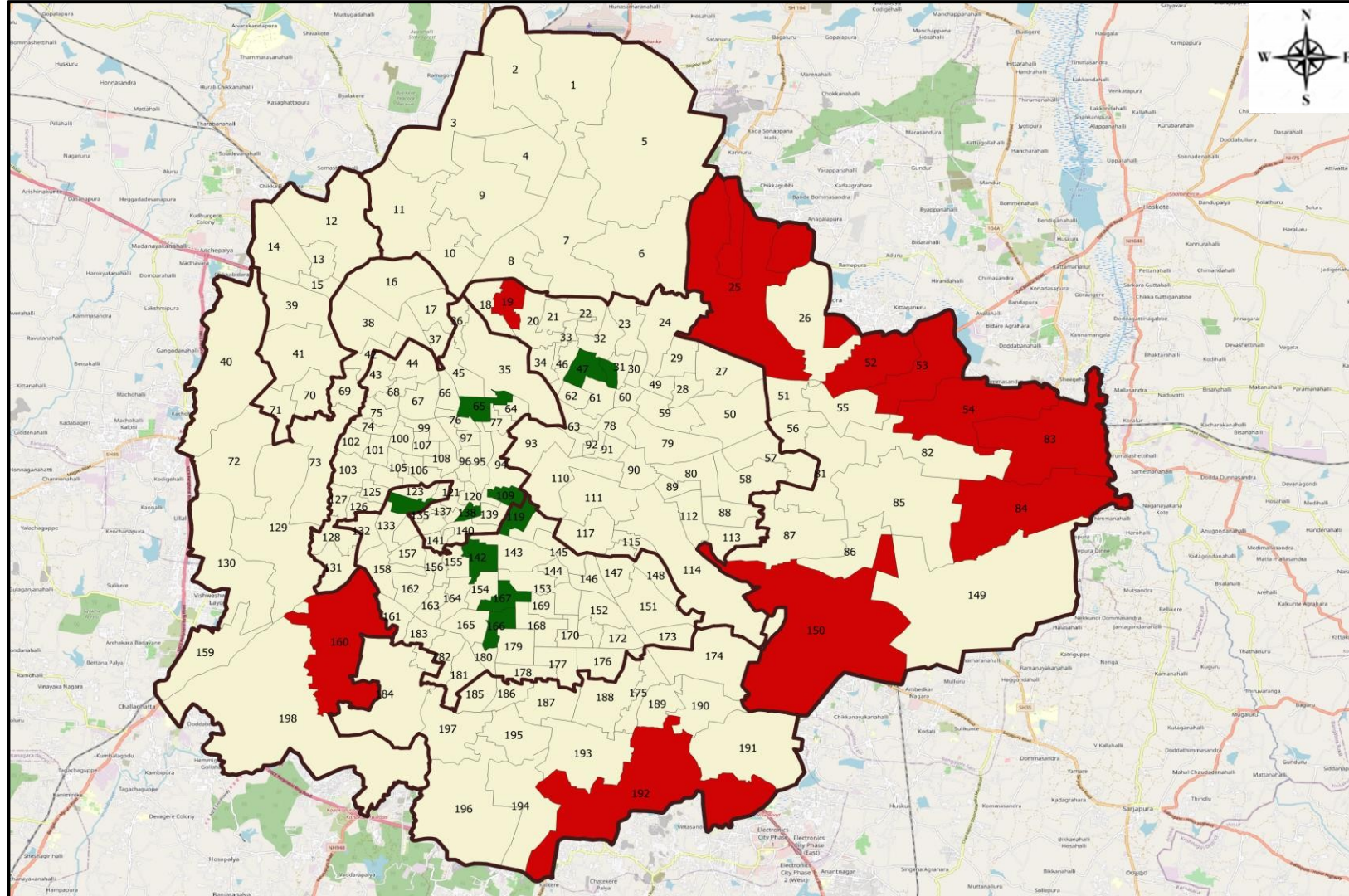


Total Test Conducted Till Date	Test Conducted Last 24 hours
1,68,27,927	66,677





BENGALURU URBAN MAP SHOWING TREND OF POSITIVE CASES IN LAST 10 DAYS



Top 10 wards reporting highest number of positive cases in last 10 days

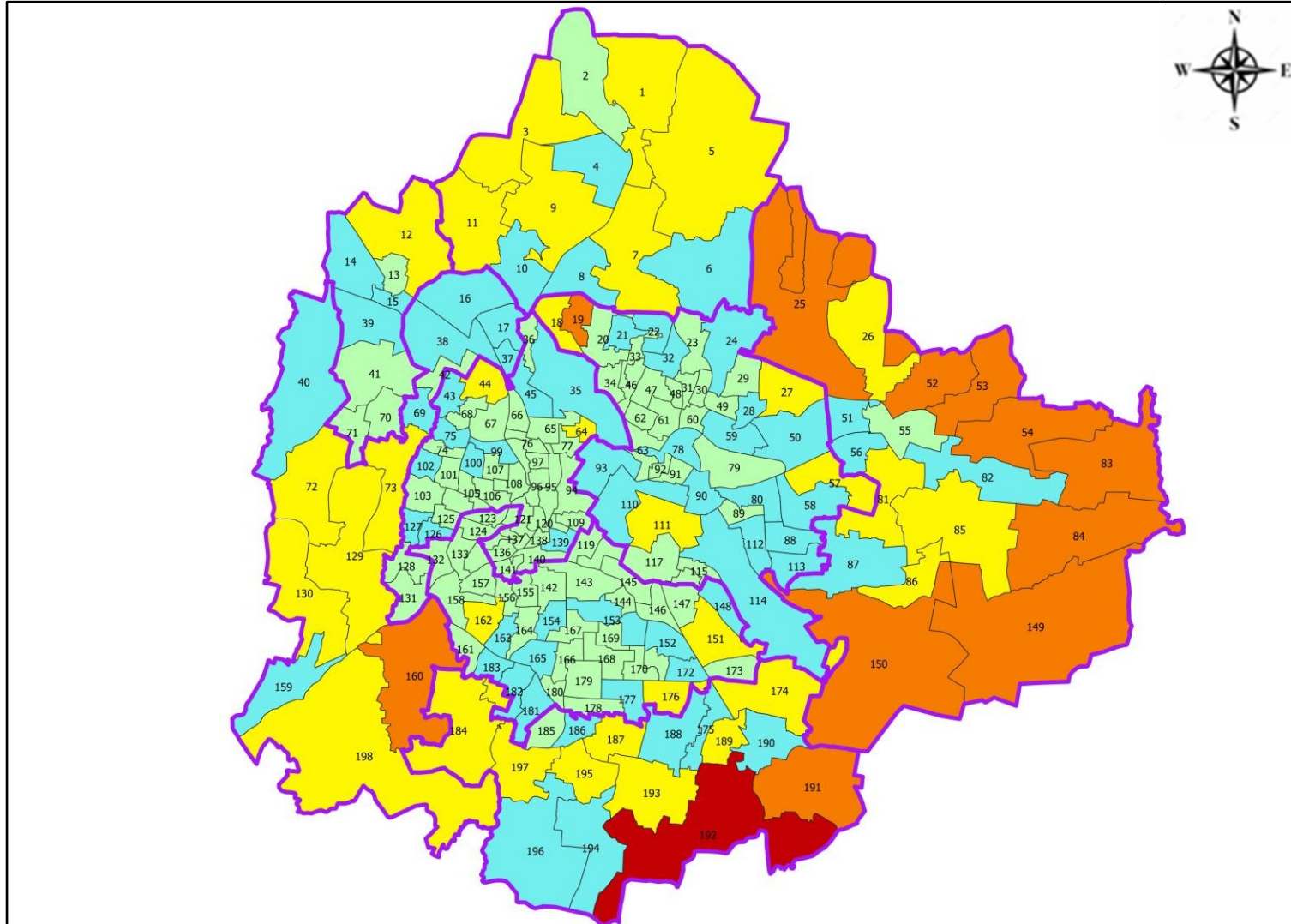
Ward No.	Ward Name	Daily Cases Average
192	BEGUR	10
84	HAGADUR	8
150	BELLANDURU	8
25	HORAMAVU	8
160	RAJARAJESHWARI NAGAR	7
53	BASAVANAPURA	7
54	HUDI	6
83	KADUGODI	6
19	SANJAY NAGAR	5
52	K R PURA	5







Top 10 wards reporting least number of positive cases in last 10 days

Ward No.	Ward Name	Daily Cases Average
47	DEVARA JEEVANAHALLI	0
48	MUNESHWARA NAGAR	0
109	CHICKPETE	0
142	SUNKENAHALLI	0
167	YEDIYUR	0
65	KADU MALLESHWARA WARD	0
119	DHARMARAYA SWAMY TEMPLE	0
124	HOSAHALLI	0
138	CHALAVADIPALYA	0
166	KARISANDRA	0



BENGALURU MAP SHOWING INTENSITY OF POSITIVE CASES IN LAST 10 DAYS



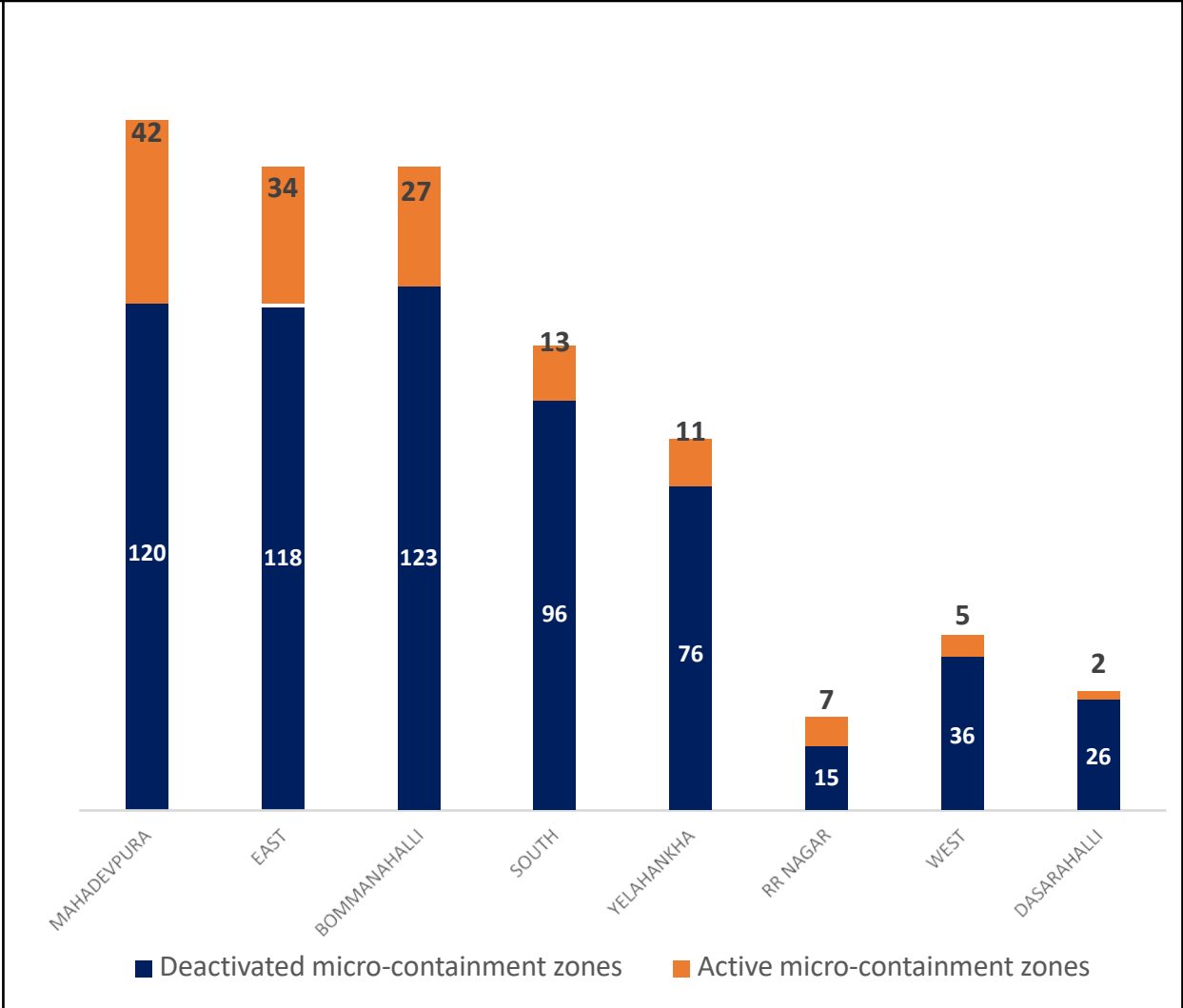
-  **Level 1 : 0 to 10 Cases**
-  **Level 2 : 10 to 25 Cases**
-  **Level 3 : 25 to 50 Cases**
-  **Level 4 : 50 to 100 Cases**
-  **Level 5 : Above 100 Cases**
-  **Zone Boundaries**



MICRO CONTAINMENT ZONE DETAILS

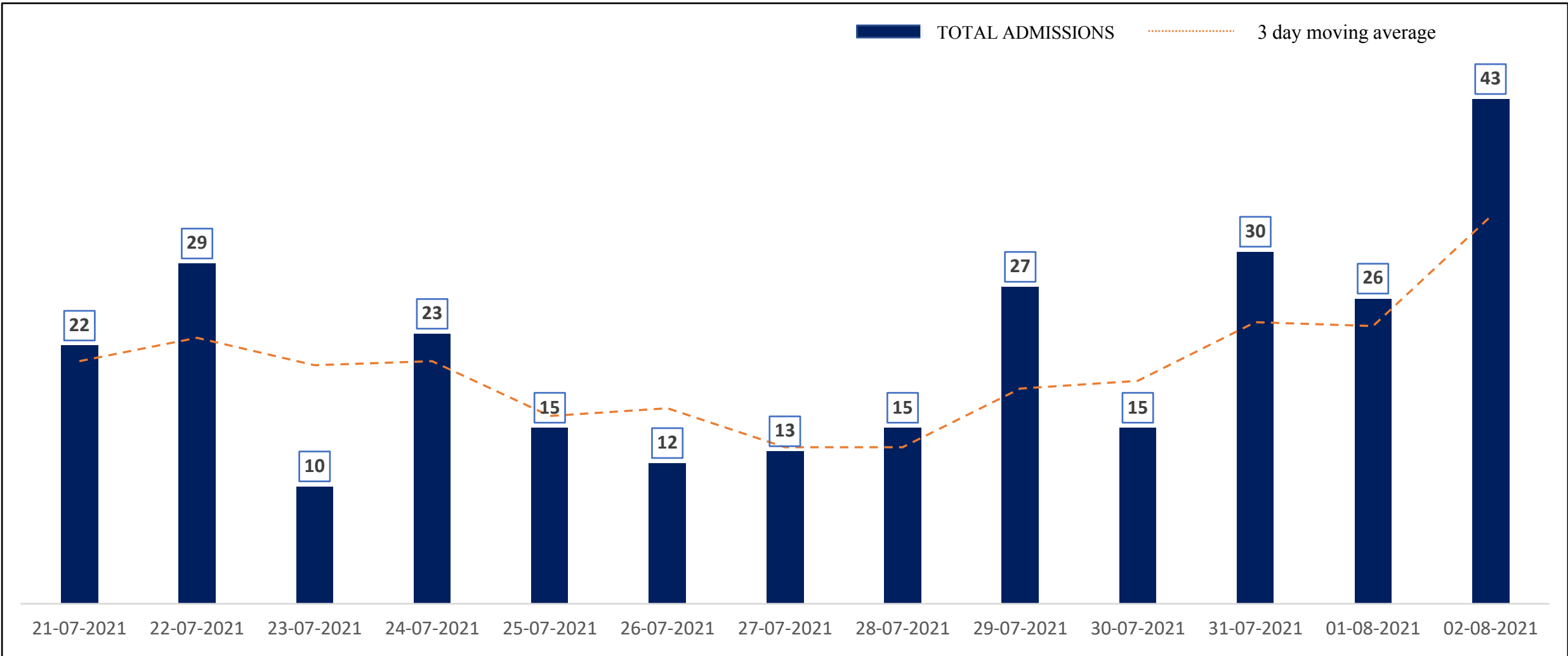


ZONE	TOTAL DECLARED	TOTAL DEACTIVATED	TOTAL ACTIVE
MAHADEVPURA	162	120	42
EAST	152	118	34
BOMMANAHALLI	150	123	27
SOUTH	109	96	13
YELAHANKHA	87	76	11
RR NAGAR	22	15	7
WEST	41	36	5
DASARAHALLI	28	26	2
TOTAL	751	610	141





HOSPITAL ADMISSIONS LAST 15 DAYS TREND



* Only Govt. quota admissions through CHBMS considered

* Only Fresh Admissions considered



COVID BED STATUS AS ON 03.08.2021



SR. NO.	Facility Type	No. of Hospital	Total Allocated Beds for C+ Patients					Occupied Beds for C+ Patients					Net Available Beds for C+ Patients				
			Gen Beds	HDU	ICU Beds	ICU-V	Total	Gen Beds	HDU	ICU Beds	ICU-V	Total	Gen Beds	HDU	ICU Beds	ICU-V	Total
1	Government Medical Colleges	4	20	621	53	76	770	0	15	3	4	22	20	606	50	72	748
2	Government Hospitals	16	649	210	65	127	1,051	76	50	9	27	162	573	160	56	100	889
Total Beds		24	762	891	167	214	2,034	76	66	12	32	186	686	825	155	182	1,848

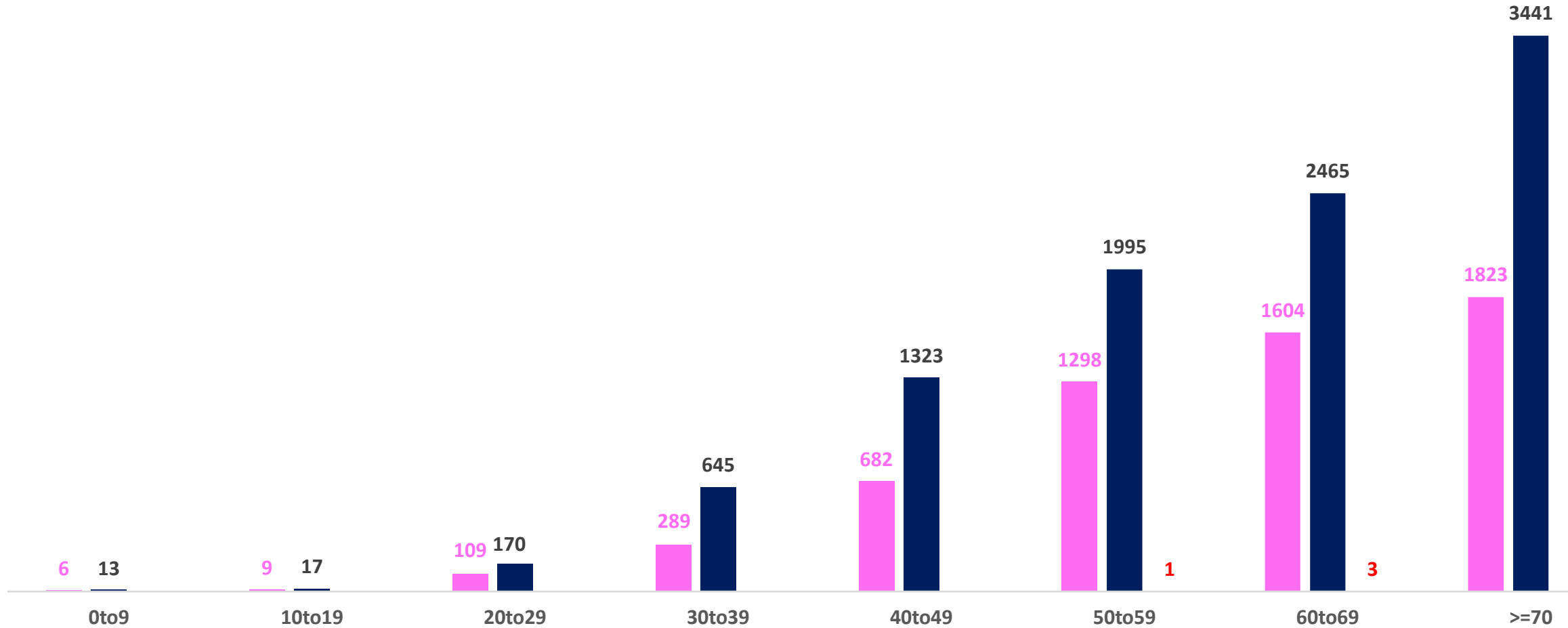


AGE AND GENDER WISE DISTRIBUTION OF DEATH CASES



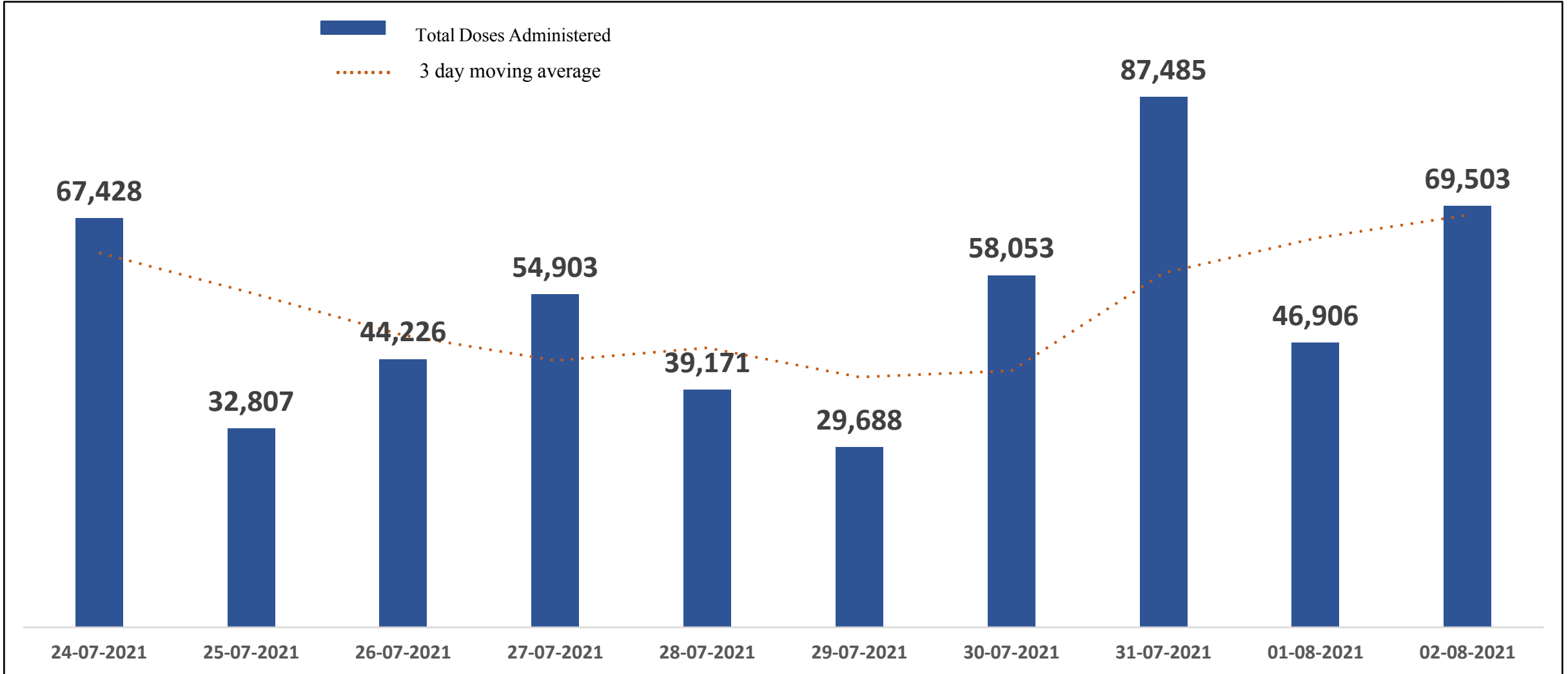
Death Cases: 15,893

Female Male Transgender





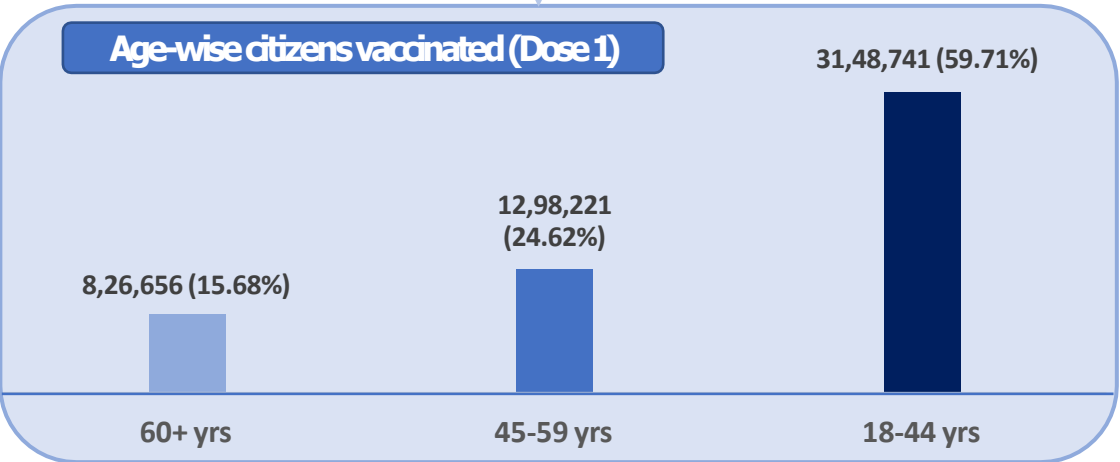
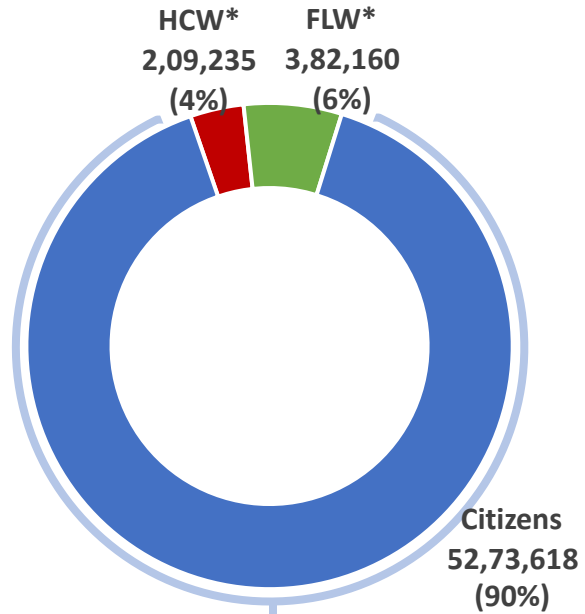
TOTAL VACCINE DOSES ADMINISTERED IN LAST 10 DAYS



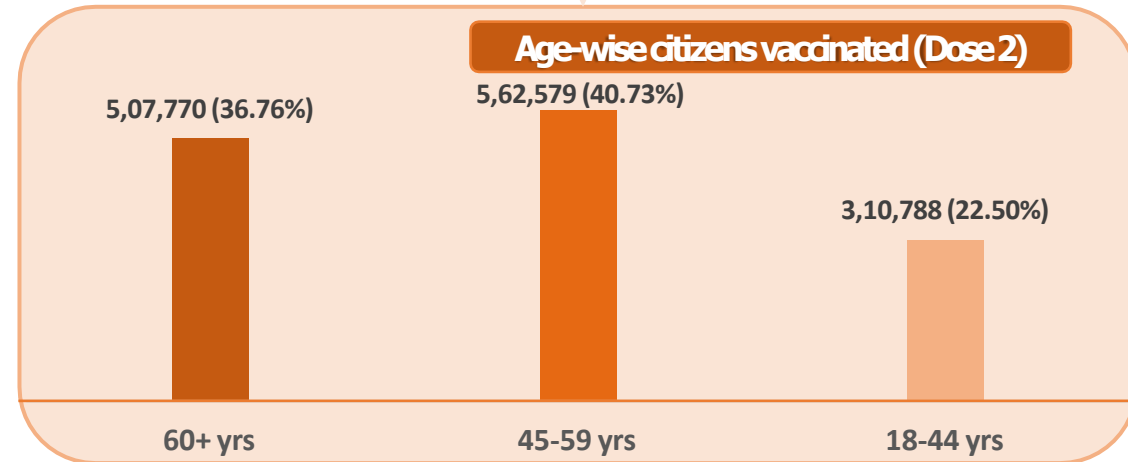
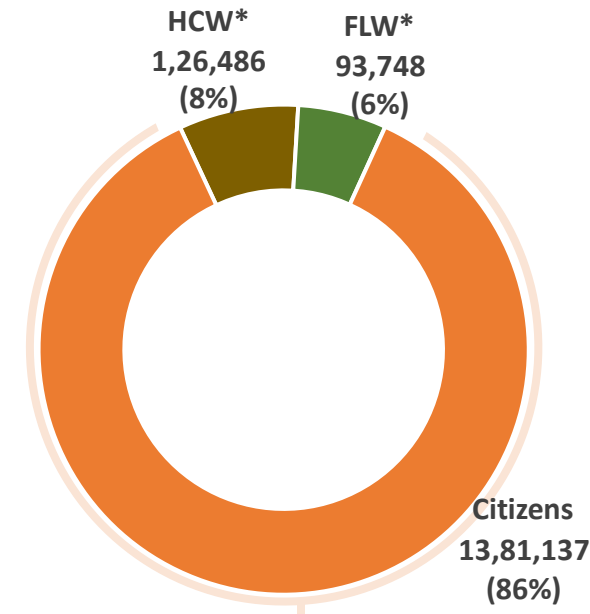


CATEGORY WISE CUMULATIVE VACCINATION IN BBMP

Dose 1



Dose 2



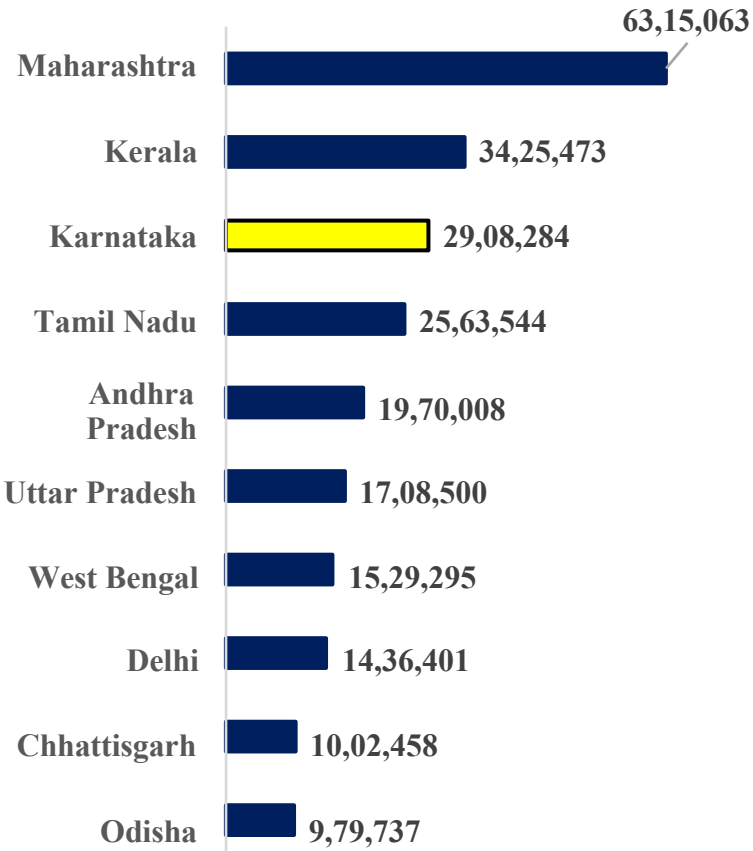
*HCW : Health Care Workers
 *FLW : Front Line Workers



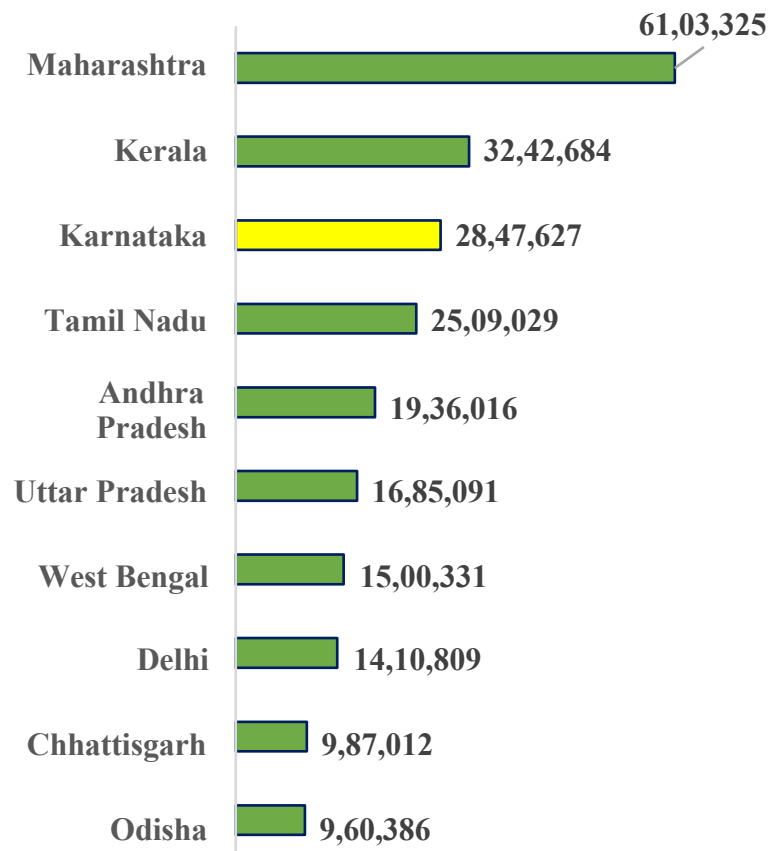
TOP 10 COVID19 AFFECTED INDIAN STATES



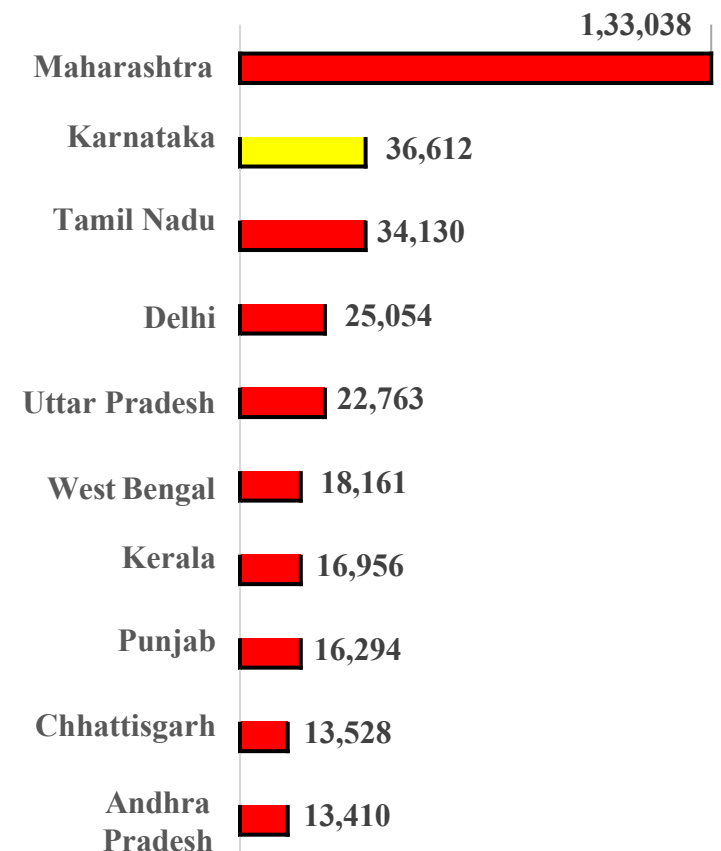
Total Positive Cases



Total Recovered Cases



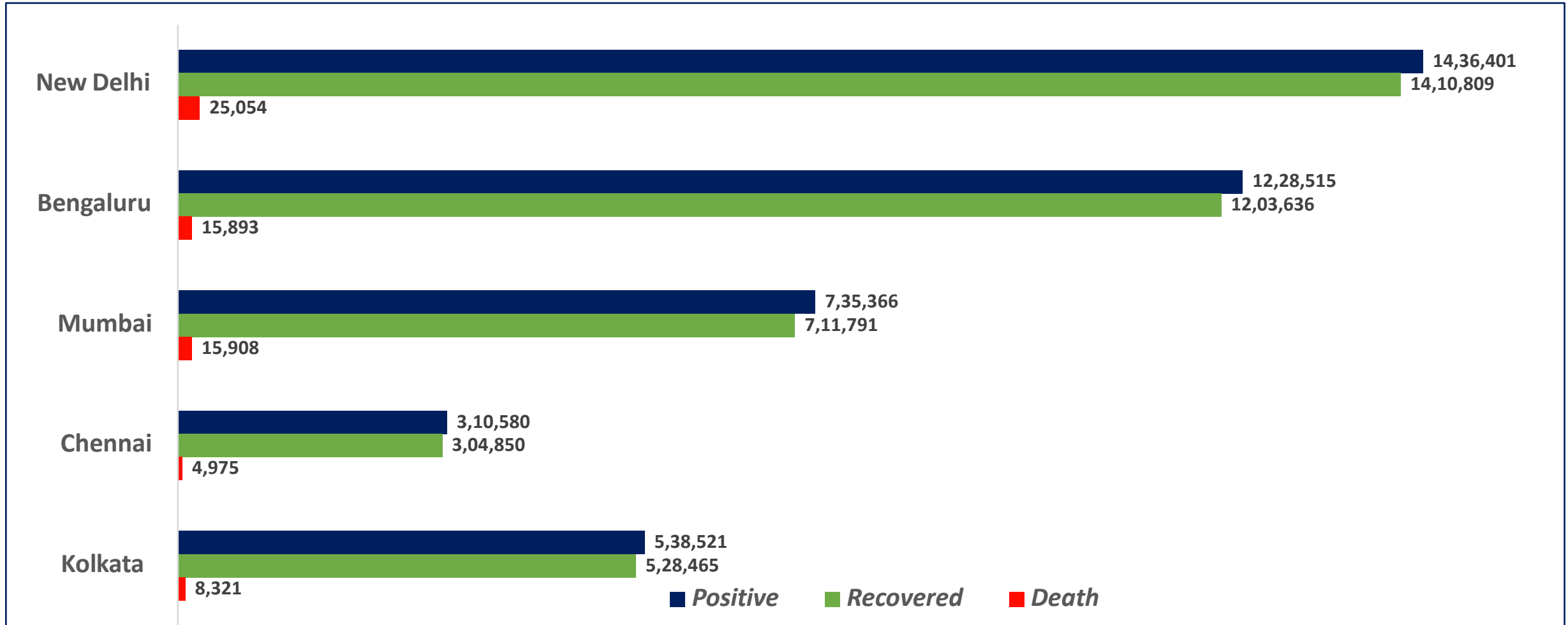
Total Death Cases



Source : <https://www.covid19india.org/> at 6:00 pm (03.08.2021)



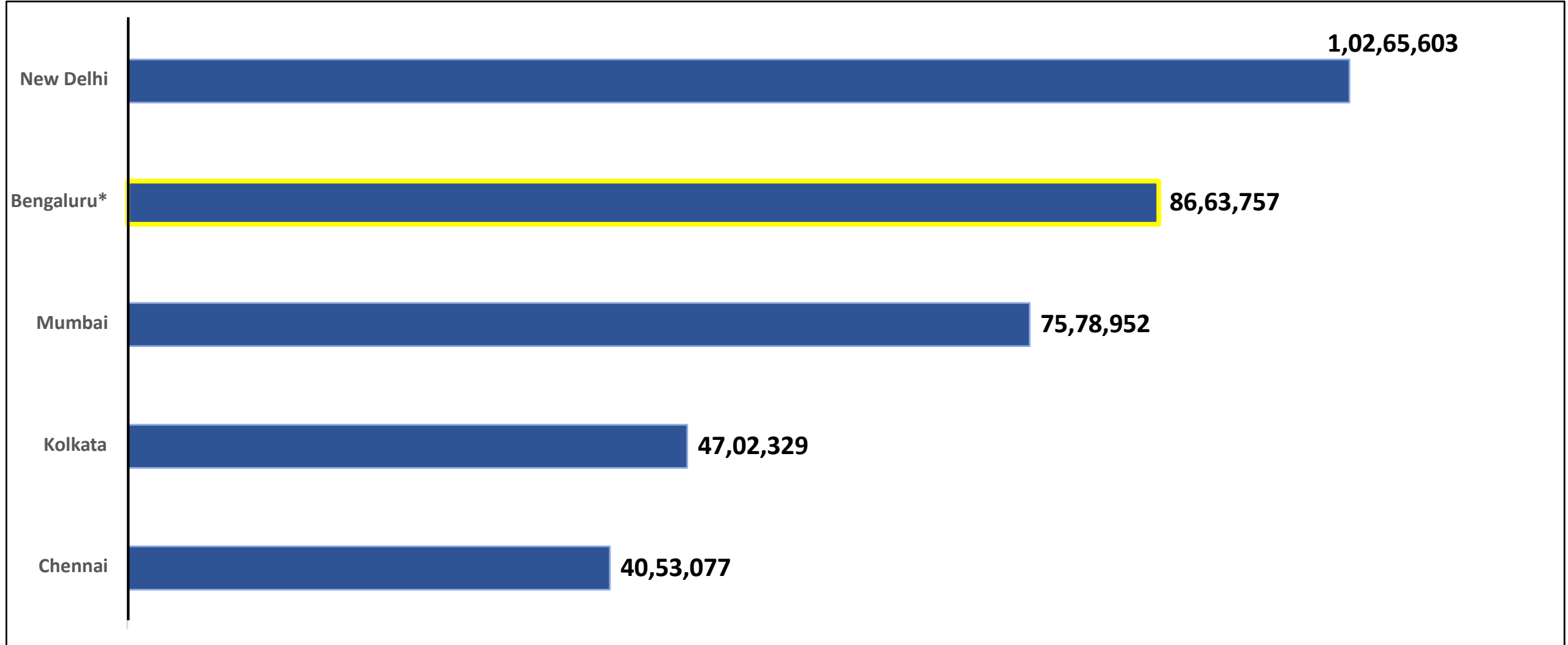
BENGALURU AND OTHER METROPOLITAN CITIES



Source : <https://www.covid19india.org/> at 6:00 pm (03.08.2021)



VACCINE DOSES ADMINISTERED IN BENGALURU AND OTHER METROPOLITAN CITIES



Source : <https://dashboard.cowin.gov.in/> at 6:00 pm (03.08.2021)

*includes BBMP & Bengaluru Urban



SNAPSHOT OF COVID-19 CASES IN BENGALURU URBAN



**Total Wards With
<=10 Cases* :
92**

**Tests Conducted
On 02.08.2021:
66,677**

**Recovery
Rate:
97.97%**

**Total
Active Cases :
8,986**

**Total Vaccinated on
02.08.2021:
69,503**

**Positivity
Rate* :
0.69%**

**Active
Rate:
0.73%**

**Case
Fatality Rate* :
1.77%**



*Total positive cases In the past 10 days

*CFR and positivity is for Past 7 days



ಬೃಹತ್ ಬೆಂಗಳೂರು ಮಹಾನಗರ ಪಾಲಿಕೆ
Bruhat Bengaluru Mahanagara Palike



Download BBMP Bulletin	https://apps.bbmpgov.in/covid19/mediabulletin.php
For BBMPCovid19 Bed Status:	https://apps.bbmpgov.in/covid19/en/Bedstatus.php
To register for vaccination :	https://selfregistration.cowin.gov.in/
BBMP COVID19 Dashboard:	https://apps.bbmpgov.in/covid19/
Follow us on:	 www.facebook.com/bbmp.comm1/
	 twitter.com/BBMPCOMM

Issued by:

**Honorable Chief Commissioner, BBMP
Special Commissioner Health & IT, BBMP
MD, Bengaluru Smart City Limited**

THANK YOU !



Ministry of Information and Broadcasting
Government of India

#IndiaFightsCorona

COVER Your COUGH

STOP THE SPREAD

Use a tissue to cover your nose & mouth while coughing or sneezing. Dispose the tissue in a dustbin.

If you don't have a tissue, cover your nose & mouth with the inner part of your elbow.

Wash your hands properly with soap after coughing or sneezing

 /COVIDNewsByMIB  /MIB_India  /MIB_Hindi  /inbministry  /inbministry  /mib_india